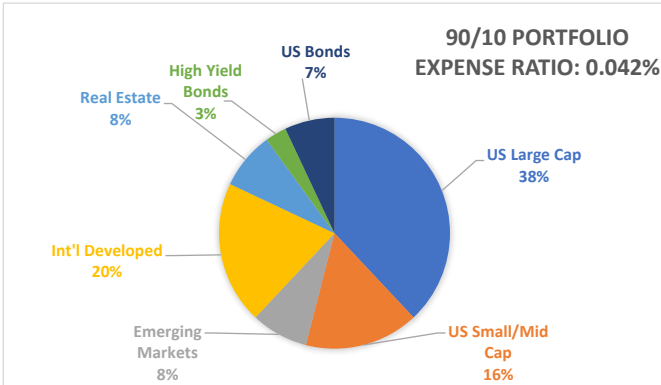
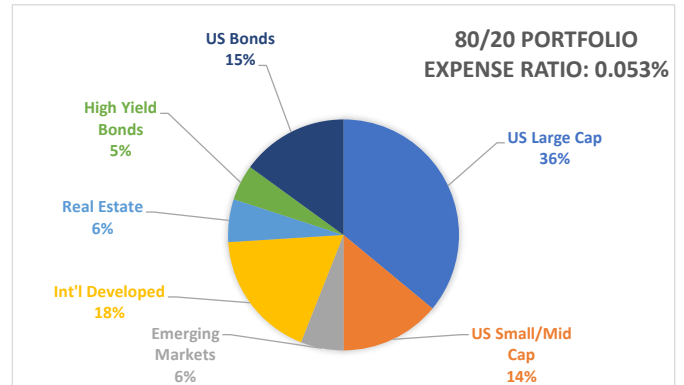


GM 401(k) Model's June 2019							
Asset Class	Fund Name	Expense Ratio	90/10	80/20	70/30	60/40	50/50
US Large Cap	SS S&P 500 Index I	0.003%	38%	36%	33%	30%	28%
US Small/Mid Cap	SS RSL SMMDCP IDX II	0.020%	16%	14%	12%	10%	8%
Emerging Markets	SS EMRG MKTS IDX II	0.075%	8%	6%	5%	4%	2%
Int'l Developed	SS WRLD DEV EXUS IDX	0.035%	20%	18%	16%	12%	10%
Real Estate	SS REIT INDEX	0.050%	8%	6%	4%	4%	2%
High Yield Bonds	NB HIGH INC BOND R6	0.610%	3%	5%	6%	8%	8%
US Bonds	BLKRK US DEBT INDEX	0.035%	7%	15%	24%	32%	42%
TOTAL			100%	100%	100%	100%	100%

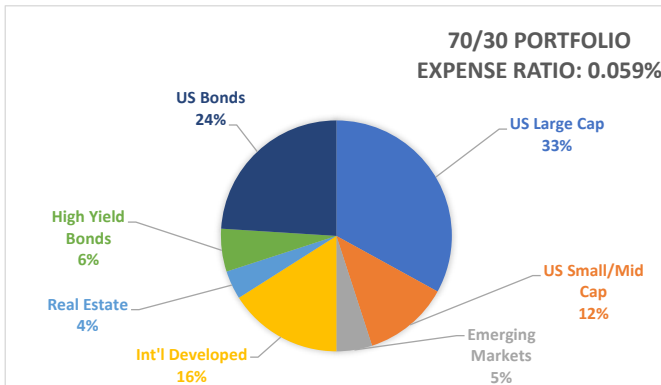
Very Aggressive



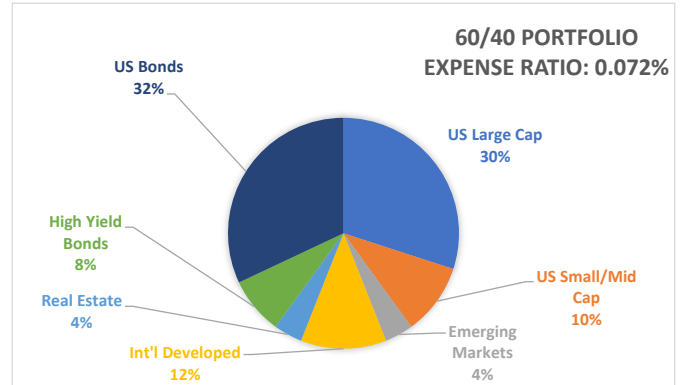
Aggressive



Moderate



Balanced



Balanced - 2

